PH SERIES - General Purpose

PH2-150.0 (2V150.0AH)

Specification

Nominal Voltage	2V
Nominal Capacity(10HR)	150.0AH
Dimensions	Length 170±2mm (6.69 inches) Width 98±1mm (3.86 inches) Container Height 205±3mm (8.07 inches) Total Height (with Terminal) 212±3mm (8.35 inches)
Approx Weight	Approx 8.5 kg (18.74lbs)
Terminal	T7
Container Material	ABS
Rated Capacity	157.6 AH/7.88A (20hr ,1.80V/cell,25°C/77°F) 150.0 AH/15.0A (10hr,1.80V/cell,25°C/77°F) 130.5 AH/26.1A (5hr,1.75V/cell,25°C/77°F) 113.4 AH/37.8A (3hr,1.75V/cell,25°C/77°F) 91.1 AH/91.1A (1hr,1.60V/cell,25°C/77°F)
Max. Discharge Current	1200A (5s)
Internal Resistance	Approx 1.1mΩ
Operating Temp.Range	Discharge : -15～50°C (5～122°F) Charge : 0～40°C (32～104°F) Storage : 15～40°C (5～104°F)
Nominal Operating Temp. Range	25±3°C (77±5°F)
Cycle Use	Initial Charging Current less than 45.0A.Voltage 2.4V~2.5V at 25°C(77°F)Temp. Coefficient -5mV/°C
Standby Use	No limit on Initial Charging Current Voltage 2.25V~2.3V at 25°C(77°F)Temp. Coefficient -3mV/°C
Capacity affected by Temperature	40°C (104°F) 103% 25°C (77°F) 100% 0°C (32°F) 86%
Self Discharge	Batteries may be stored for up to 6 months at 25 degree celcius and then a freshening charge is required. For higher temperatures the time interval will be shorter.

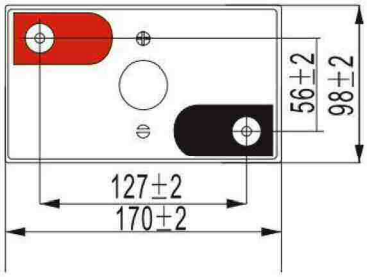

Applications

- *Tele-communication central station (wired or cellular)*
- *Power system communication, military communication, etc.*
- *Network communication including: data transmission, television signal transmission, etc.*
- *Uninterruptable Power System (UPS- for Telecom)*

Constant Current Discharge (Amperes) at 25 °C (77°F)

F.V/Time	15min	20min	30min	45min	1h	2h	3h	4h	5h	6h	8h	10h	20h
1.85V/cell	154.5	139.1	115.0	91.2	74.9	45.0	34.8	28.5	24.3	21.2	17.1	14.3	7.60
1.80V/cell	175.5	154.8	123.4	96.0	79.5	47.4	36.5	29.8	25.3	22.2	17.8	15.0	7.88
1.75V/cell	192.8	166.9	130.7	100.9	83.0	49.4	37.8	30.8	26.1	22.7	18.1	15.2	7.95
1.70V/cell	205.8	178.4	137.1	104.7	85.9	50.9	38.8	31.5	26.6	23.1	18.4	15.3	8.03
1.65V/cell	216.9	187.3	143.8	109.3	89.0	52.4	39.7	32.2	27.1	23.5	18.6	15.5	8.13
1.60V/cell	227.4	194.2	148.8	112.2	91.1	53.6	40.5	32.6	27.5	23.8	18.9	15.7	8.23

Constant Power Discharge (Watts) at 25 °C (77°F)

F.V/Time	15min	20min	30min	45min	1h	2h	3h	4h	5h	6h	8h	10h	20h
1.85V/cell	292.5	264.5	219.8	175.4	144.8	87.5	67.9	56.0	47.9	41.9	33.9	28.5	15.1
1.80V/cell	328.0	291.4	234.0	183.3	152.9	91.8	70.9	58.3	49.7	43.6	35.1	29.8	15.7
1.75V/cell	355.3	310.4	245.9	191.6	158.8	95.2	73.3	60.0	51.0	44.5	35.7	30.1	15.8
1.70V/cell	375.3	329.2	255.8	197.4	163.5	97.6	75.0	61.1	51.7	45.3	36.2	30.3	15.9
1.65V/cell	390.7	341.7	266.3	204.8	168.5	100.1	76.3	62.2	52.7	45.9	36.7	30.7	16.1
1.60V/cell	402.8	350.3	272.8	208.4	171.3	101.9	77.5	62.8	53.2	46.4	37.1	31.0	16.3

Dimensions

T7 Terminal

Unit: mm [inches]



Discharge Characteristics

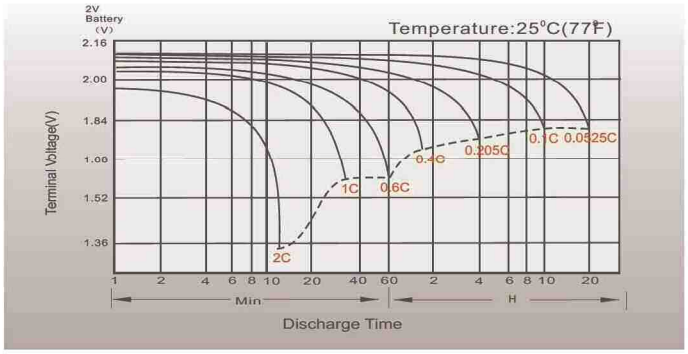

Float Charging Characteristics

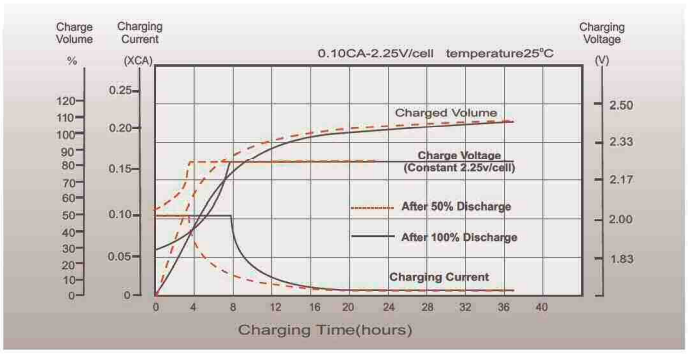

Temperature Effects in Relation to Battery Capacity

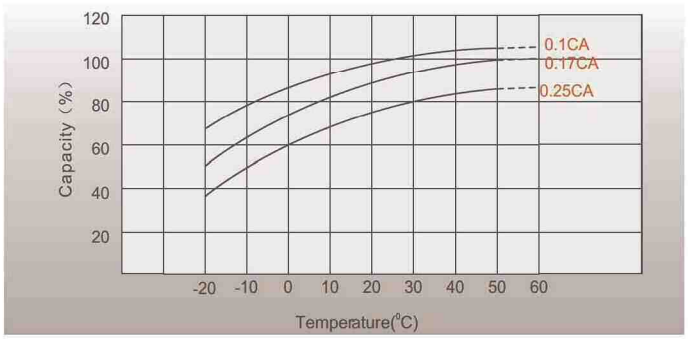

Effect of Temperature on Long Term Float Life

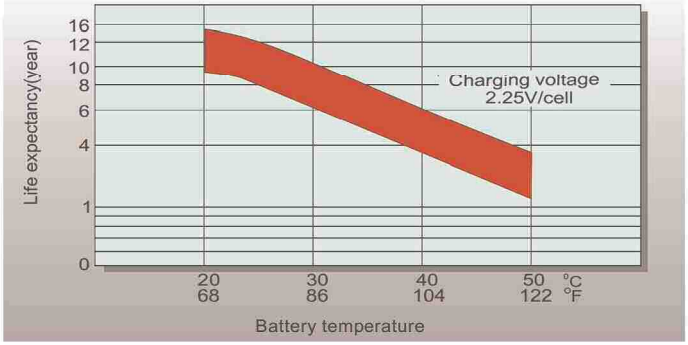

Cycle Life in Relation to Depth of Discharge

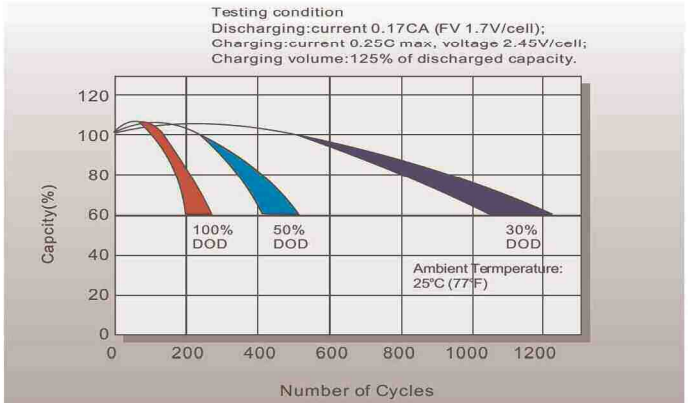

Self Discharge Characteristics

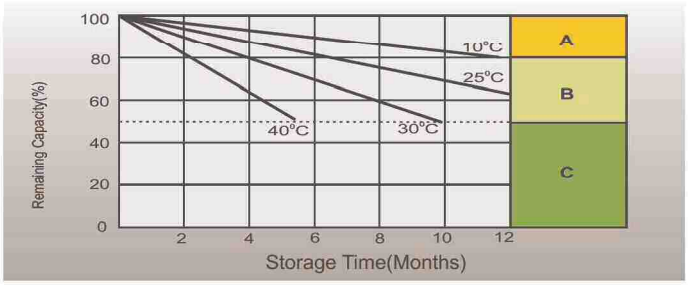

A No supplementary charge required
(Carry out supplementary charge before use if 100% capacity is required.)

B Supplementary charge required before use.Optional charging way as below:
1.Charged for above 3 days at limted current 0.25CA and constant volatge 2.25V/cell.
2.Charged for above 20hours at limted current 0.25CA and constant volatge 2.45V/cell.
3.Charged for 8~10hours at limted current 0.05CA .

C Supplementary charge may often fail to recover the capacity.
The battery should never be left standing till this is reached.

Sales Office

PowerHub Systems Pte Ltd
7030 Ang Mo Kio Ave 5
#06-23 Northstar@AMK
Singapore 569880
Tel: (65) 65708069
Fax: (65) 65708066
sales@powerhub.com.sg
www.powerhub.com.sg

PowerHub